

skillblox.org/register

1 Go to **skillblox.org** and click **LOGIN**

2 Click **Sign Up!**

3 Click **AN INSTRUCTOR**

Write your email and password below.

Passwords must:

- Be at least 10 characters
- Contain at least 1 uppercase letter
- Contain at least 1 lowercase letter
- Contain at least 1 number
- Contain at least 1 special character (@ # _ % ! \$ & *)

4

My Information

Email: _____

Password: _____

5 Type in your information and click **sign up**.



SkillBlox
LEARNING. ORGANIZED.
A World Education Initiative

Integrating Digital Skills (and More!) Using SkillBlox

Jeff Goumas
World Education

October 22, 2024

Today's Session

- Why SkillBlox?
- SkillBlox 101
- Building Blox for the Community
- What's next?



Let's Open a Blox

This Blox has all of the materials being shared during today's session.

bit.ly/blox24va



The screenshot displays the SkillBlox web interface. At the top, the SkillBlox logo is on the left, and navigation links for 'My SkillBlox', 'Community', and 'Explore SkillBlox' are in the center. A user profile 'Billy Blox' is on the right. Below the navigation is a 'View SkillBlox' section with 'Instructor View' and 'Student View' tabs. A 'SAVE AND EXIT' button is on the far right. The main content area shows an 'Instructor facing summary' and a 'Student facing summary'. The student summary includes a list of resources: 'example Blox', 'how to share your Blox with the others', 'a listing of resources included within the SkillBlox library', 'the subject area frameworks that are used to organize content within SkillBlox, and', and 'guidance on how to create high quality open education resources (OER) for use in your Blox'. Below this is a section for 'SkillBlox 101 VA 2024' with 'Select Learning Activities' and 'Add New Activity' buttons. It shows '5 activities (0 Hidden)' and an 'Access Code: SDSSIC'. A table lists activities with columns for Visibility, Audience, Resource, Activity, Skills, Options, and Move. Two activities are visible: 'Example Blox' (PDF | World Education) and 'Subject Area Frameworks for Adult Learners' (PDF, Reference | World Education).

View SkillBlox [Instructor View] [Student View] [SAVE AND EXIT]

✓ **Instructor facing summary:**

✓ **Student facing summary:**

This Blox contains resources to help you learn about SkillBlox and how you can use it to create engaging lessons and content playlists for learners. It includes:

- example Blox
- how to share your Blox with the others
- a listing of resources included within the SkillBlox library
- the subject area frameworks that are used to organize content within SkillBlox, and
- guidance on how to create high quality open education resources (OER) for use in your Blox


SkillBlox 101 VA 2024 ✓

[Select Learning Activities] [Add New Activity]

5 activities (0 Hidden) Access Code: **SDSSIC**

Visibility	Audience	Resource	Activity	Skills	Options	Move
		PDF World Education Example Blox Student Note: This PDF includes links to great Blox examples! It also includes guidance on how you can share the Blox you create so that others can use and adapt them. You can also visit Explore SkillBlox to see examples of Blox examples created by others within the SkillBlox community!				
		PDF, Reference World Education Subject Area Frameworks for Adult Learners Student Note: The Subject Area Frameworks are meant to support contextualization of teaching and learning within adult basic education. These subjects align to the Teaching Skills that Matter topic areas. All content within SkillBlox is organized by these frameworks.				


1 See, Think, Wonder...




♥ SkillBlox Are Meant to Be Shared! ♥

With the new Explore SkillBlox feature coming in Spring 2024, you'll be able to explore, save, and adapt Blox created by other SkillBlox users! But, first thing's first: that requires **sharing and tagging** your Blox so others can more easily find your beautiful creations.

Share your work with the world by using two key features in the SkillBlox toolbar:

 **Set Privacy / Share**

Use Set Privacy/Share to set the privacy of your Blox, share with others, and allow others to copy. By making your Blox public, others will be able to search for and find your creation!




Share SkillBlox

Make Public
Anyone can find and view this SkillBlox.


Public -
Private
Public

www.skillblox.org/skillblox/5GAJHV

Allow other SkillBlox users to make a copy

 **Add Blox Details**

Use Add Blox Details to "tag" Blox for learner levels/audience and skill areas of focus. The more details you provide, the easier it is for others to find it based on their needs.



SkillBlox Details







The activities in this SkillBlox have alignment to the following skills. Please select those skills that are the intended focus of this SkillBlox.

+ Add new skill

Digital Literacy

- Design Digital Content
- Create Slide Presentations

Check out these public Blox for inspiration...

 Digital Literacy Posting on Social Media (F2YJYX)	 Health Literacy Health Information and the Internet (L9O4ER)
 Workforce Preparation Taking Time Off from Work (47F3XQ)	 Digital Literacy Teacher PD Using Alignment Tools (5GAJHV)
 Digital Literacy Problem Solving with YouTube (B2O68V)	 Math/Digital Literacy Solve Problems Using Google Sheets (0DREPV)



Posting on Social Media



Taking Time Off from Work



Solve Problems with
YouTube



Health Information and the Internet



(PD) Using Alignment Tools



Solve Problems Using
Google Sheets

What do you....

... see?

... think?

... wonder?

Solve Problems Using YouTube

Student facing summary:

Do you like watching videos online? **YouTube** is the most widely used video websites in the world. Many people use YouTube regularly for entertainment. Did you know you can also use YouTube to find answers to questions and learn new things? In this Blox, you will learn how to use YouTube to find answers to questions and solve everyday problems.

3 activities

Access Code: **B2068V**



Course/Tutorial | Public Library Association

Introduction to Searching Videos on YouTube

Student Note:

Learns: YouTube is a common place to look for videos for entertainment, instruction, information, and more! This course will help you understand how to search for and play videos on YouTube, and how to utilize the new functions that come with creating an account.



Simulation | Laura Stockton

Use YouTube to Solve Problems

Student Note:

Practice: In this Padlet activity, you will look at a different scenarios in which different people encounter a problem. Your task is to find a YouTube video to help solve the problem.



Quiz/Assessment | CrowdED Learning

Task: Solve Problems Using YouTube


Student Note:

Try It: In this activity, you will use YouTube to find the answer to a question or solve a problem of interest to you. As you do so, you will share information about how you searched, what type of information you found, and what you learned. Click "Use Template" to make a copy of this worksheet. Then follow the directions to complete the activity.






Follow-up Questions...

- What skills were being developed?
- Are these skills important to the learners you work with?
- **What would you need to do in order to use this lesson with your learners?**

Create Account Login

Solve Problems Using YouTube

Student facing summary:
Do you like watching videos online? **YouTube** is the most widely used video websites in the world. Many people use YouTube regularly for entertainment. Did you know you can also use YouTube to find answers to questions and learn new things? In this Blox, you will learn how to use YouTube to find answers to questions and solve everyday problems.

Access Code: B2O68V    < CLOSE

Course/Tutorial | Public Library Association
Introduction to Searching Videos on YouTube

Student Note:
1 | Learn: YouTube is a common place to look for videos for entertainment, instruction, information, and more! This course will help you understand how to search for and play videos on YouTube, and how to utilize the new functions that come with creating an account.

Simulation | Laura Stockton
Use YouTube to Solve Problems

Student Note:
2 | Practice: In this Padlet activity, you will look at a different scenarios in which different people encounter a problem. Your task is to find a YouTube video to help solve the problem.

Quiz/Assessment | CrowdED Learning
Task: Solve Problems Using YouTube

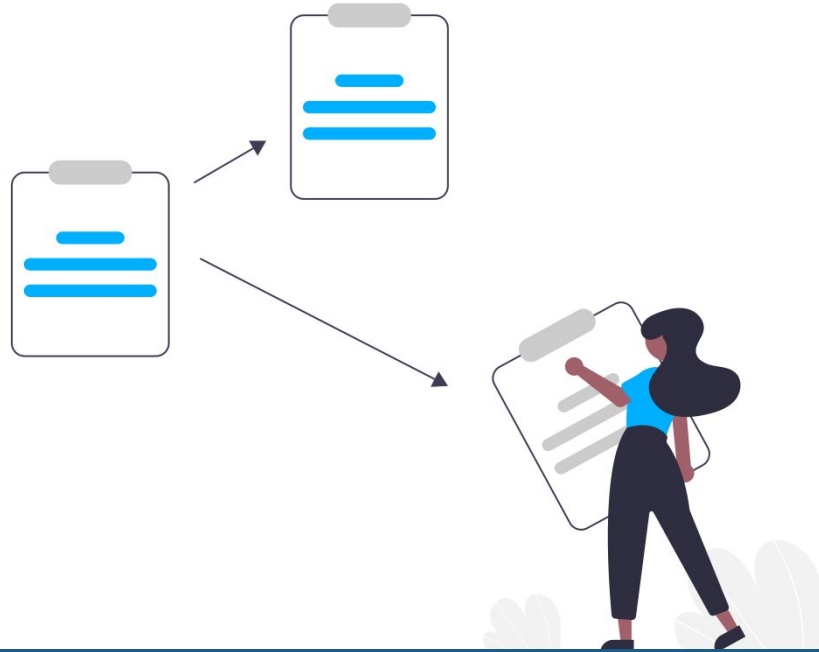
Student Note:
3 | Try It: In this activity, you will use YouTube to find the answer to a question or solve a problem of interest to you. As you do so, you will share information about how you searched, what type of information you found, and what you learned. Click "Use Template" to make a copy of this worksheet. Then follow the directions to complete the activity.

Key Things You'll Learn Today...

How to use and build Blox



- Using Blox “as is”
- Building from others' Blox
- Starting from scratch
- How to share with the community





SkillBlox History

Back in 2017...



We know people are using these...



...how can we help them use these?

CrowdED Learning




Increase access to and awareness of Open Educational Resources (OER) in adult education



Moved to World Education in September 2020


The OER Challenge: Overcrowding

Content is everywhere, but is it...



CrowdED Learning Solution


Moving from the current state of scattered resources to...



...coordinated alignment of resources from multiple sources to adult competencies, to...



...tools that support seamless integration of a variety of content into instruction.



We know publishers provide CCRS alignments...



New Reader
ProLiteracy's publishing div

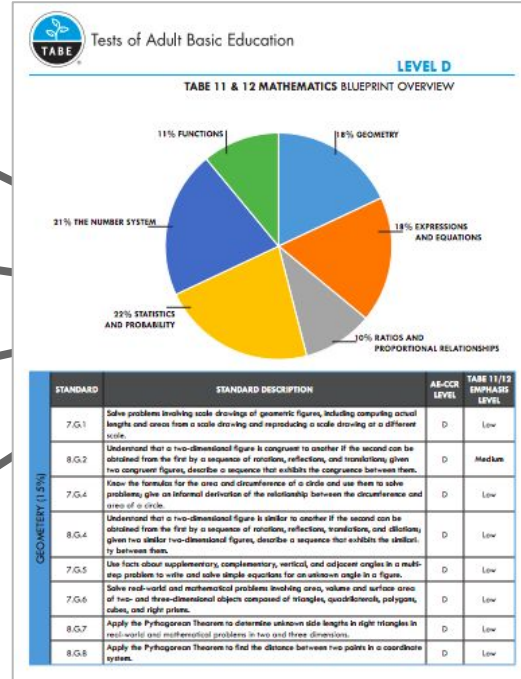


essential education

PAXEN
Publishing

Steck-Vaughn
Adult Education
Solutions

**Mc
Graw
Hill
Education**



STANDARD	STANDARD DESCRIPTION	Emphasis
OPERATIONS AND ALGEBRAIC THINKING		
4.OA.1	<p>Interpret a multiplication equation as a comparison, e.g., interpret $35 = 5 \times 7$ as a statement that 35 is 5 times as many as 7 and 7 times as many as 5. Represent verbal statements of multiplicative comparisons as multiplication equations.</p> <p><i>Achieving TABE Success in Mathematics, Level M: Pgs. 114-115</i> <i>Achieving TABE Success in Mathematics, Level D: Pg. 100</i> <i>Career Companions: Pgs. 84-87</i></p> <p>College and Career Readiness Practice Workbook-Basic Algebra: Lesson 3</p> <p><i>TABE Skill Workbook- Level M Mathematics- Numbers, Number Operations, Computation in Context, Estimation: Pg. 9</i> <i>TABE Skill Workbook- Level D Mathematics- Patterns, Functions, and Algebra: Pgs. 11-12</i> <i>TABE Skill Workbook- Level D Mathematics- Problem Solving and Reasoning: Pg. 23</i></p> <p>Instruction Targeted for TABE Success- Level M- Mathematics: Lesson 1.8 <i>Instruction Targeted for TABE Success- Level D- Mathematics: Lessons 1.6, 1.7</i></p>	Medium
5.OA.1	<p>Use parentheses, brackets, or braces in numerical expressions, and evaluate expressions with these symbols.</p> <p><i>Achieving TABE Success in Mathematics, Level M: Pgs. 117-119</i> <i>Achieving TABE Success in Mathematics, Level D: Pgs. 103-104</i></p> <p>College and Career Readiness Practice Workbook-Basic Algebra: Lessons 1, 4</p> <p><i>Number Power-Pre-Algebra: Pgs. 24-25</i> <i>TABE Skill Workbook- Level M Mathematics- Patterns, Functions, and Algebra: Pgs. 12-15</i> <i>TABE Skill Workbook- Level D Mathematics- Patterns, Functions, and Algebra: Pgs. 11-13</i> <i>TABE Skill Workbook- Level D Mathematics- Problem Solving and Reasoning: Pg. 23</i></p> <p>Instruction Targeted for TABE Success- Level M- Mathematics: Lessons 1.8, 14.3 <i>Instruction Targeted for TABE Success- Level D- Mathematics: Lessons 1.7, 14.3</i></p>	Low
4.OA.2	<p>Multiply or divide to solve word problems involving multiplicative comparison, e.g., by using drawings and equations with a symbol for the unknown number to represent the problem, distinguishing multiplicative comparison from additive comparison.</p> <p><i>Achieving TABE Success in Mathematics, Level D: Pgs. 100-101</i></p> <p>College and Career Readiness Practice Workbook-Basic Algebra: Lesson 3</p> <p><i>Number Power- Problem-Solving and Test-Taking Strategies: Pgs. 126-127</i> <i>Number Power- Financial Literacy: Pg. 228</i> <i>Number Power- Review: Pgs. 18-21</i> <i>TABE Skill Workbook- Level M Mathematics- Patterns, Functions, and Algebra: Pgs. 12-15</i> <i>TABE Skill Workbook- Level D Mathematics- Patterns, Functions, and Algebra: Pg. 10</i></p> <p>Instruction Targeted for TABE Success- Level M- Mathematics: Lessons 8.2, 8.3 <i>Instruction Targeted for TABE Success- Level D- Mathematics: Lesson 6.1</i></p>	Medium

TABE Standard	Description	Breakthrough to Math, Level 1	Breakthrough to Math, Level 2	Breakthrough to Math, Level 3	Breakthrough to Math, Level 4
NUMBER AND OPERATIONS IN BASE TEN					
4.NBT.1	Recognize that in a multi-digit whole number, a digit in one place represents ten times what it represents in the place to its right.				
4.NBT.3	Use place value understanding to round multi-digit whole numbers to any place.				
5.NBT.3	Read, write, and compare decimals to thousandths.		Book 4, Decimal Fractions: pp. 7-11, 43-45		
4.NBT.4	Fluently add and subtract multi-digit whole numbers using the standard algorithm.	Book 2, Adding Whole Numbers: pp. 7-52 Book 3, Subtracting Whole Numbers: pp. 7-50			
5.NBT.4	Use place value understanding to round decimals to any place.		Book 4, Decimal Fractions: pp. 43-45		
4.NBT.5	Multiply a whole number of up to four digits by a one-digit whole number, and multiply two two-digit numbers, using strategies based on place value and the properties of operations. Illustrate and explain the calculation by using equations, rectangular arrays, and/or area models.	Book 4, Multiplying Whole Numbers: pp. 13-32			
5.NBT.5	Fluently multiply multi-digit whole numbers using the standard algorithm.	Book 4, Multiplying Whole Numbers: pp. 13-32			
4.NBT.6	Find whole-number quotients and remainders with up to four-digit dividends and one-digit divisors, using strategies based on place value, the properties of operations, and/or the relationship between multiplication and division.	Book 5, Dividing Whole Numbers: pp. 13-41			
5.NBT.7	Add, subtract, multiply, and divide decimals to hundredths, using concrete models or drawings and strategies based on place value, properties of operations, and/or the relationship between addition and subtraction; relate the strategy to a written method and explain the reasoning used.		Book 4, Decimal Fractions: pp. 13-42		

...so what if we start aligning popular OER...




Khan Academy Practice Sets—CCRS + TABE 11/12 Aligned



Note: All links within this document access Khan Academy content, which is generously licensed under a Creative Commons Attribution-NonCommercial-ShareAlike 3.0 United States license.

CCRS Level	TABE Level	Domain	CCRS Code	TABE Emphasis	Linked Name	Description
A	L	Geometry	K.G.4	Medium	Compare shapes	Practice comparing shapes based on
A	L	Measurement and Data	1.MD.2	Low	Measure lengths 1	Measure objects with same-size len
A	L	Measurement and Data	1.MD.4	High	Solve problems with bar graphs 1	Read and interpret bar graphs.
A	L	Number and Operations in Base Ten	1.NBT.2	High	Groups of ten objects	Practice grouping objects by tens.
A	L	Number and Operations in Base Ten	1.NBT.2	High	Groups of ten objects	Practice grouping objects by tens.
A	L	Number and Operations in Base Ten	1.NBT.2	High	2-digit place value challenge	Practice breaking numbers apart int
A	L	Number and Operations in Base Ten	1.NBT.2	High	2-digit place value challenge	Practice breaking numbers apart int
A	L	Number and Operations in Base Ten	1.NBT.2	High	Groups of ten objects	Practice grouping objects by tens.
A	L	Number and Operations in Base Ten	1.NBT.2	High	2-digit place value challenge	Practice breaking numbers apart int
A	L	Number and Operations in Base Ten	1.NBT.2	High	Groups of ten objects	Practice grouping objects by tens.
A	L	Number and Operations in Base Ten	1.NBT.2	High	2-digit place value challenge	Practice breaking numbers apart int
A	L	Number and Operations in Base Ten	1.NBT.3	High	Compare 2-digit numbers 2	Practice more challenging problems
A	L	Number and Operations in Base Ten	1.NBT.3	High	Compare 2-digit numbers	Practice comparing numbers (withir
A	L	Number and Operations in Base Ten	1.NBT.4	Low	Add 1 or 10	Practice solving problems like 34+1
A	L	Number and Operations in Base Ten	1.NBT.4	Low	Regroup when adding 1-digit	Practice adding numbers like 45+8.

...and then pull these alignments together in one place?



Mathematics

Level M | Geometry

skillblox
LEARNING. ORGANIZED.

TABLE SKILL: Know geometric shapes, figures, and attributes
Properties of Two-dimensional Figures (4.G.A)

Resource	Assigned	Completed	Comments/Notes
<input type="checkbox"/> New Readers Press <i>Breakthrough to Math, Level 4, Book 1:</i> pp. 7-10			
<input type="checkbox"/> McGraw-Hill Education <i>Number Power—Geometry:</i> pp. 14-16, 26-27			
<input type="checkbox"/> Khan Academy Lines, Line Segments, and Rays Lesson Set (Link) <i>Includes videos and practice</i>			
<input type="checkbox"/> Khan Academy Terms and Labels in Geometry (Link)			
<input type="checkbox"/> Khan Academy Introduction to Lines, Line Segments, and Rays (Link)			
<input type="checkbox"/> Khan Academy Parallel and Perpendicular Lesson Set (Link) <i>Includes lesson videos and practice</i>			
<input type="checkbox"/> Khan Academy Parallel and Perpendicular Lines Introduction (Link)			
<input type="checkbox"/> Khan Academy Parallel and Perpendicular Lines (Link)			
<input type="checkbox"/> Khan Academy Drawing Parallel Line Segments (Link)			

SkillBlox “Playlist”

Publisher Resources



Free and Open Resources



Aligned Materials



SkillBlox

LEARNING. ORGANIZED.
A World Education Initiative



March 2020

www.skillblox.org

1 Select Subject
Subjects
Digital Literacy

2 Select Topics/Subtopics

By Framework By Keyword

Topic/Subtopic

- Foundational Skills
- Productivity
- Communication**
- Communicate Effectively
- Collaborate with Technology
- Make Voice and Video Calls
- Post on Social Media
- Use Social Media

Search by Skill

3 Select Learning Activities

Publisher
All (31)

Format
All (31)

Learning Activities 2 of 31 Selected

- Productivity
- Communication
- Make Voice and Video Calls**

- Good Things Foundation
Video calling
CO.3
- Goodwill Community Foundation
iPhone Basics: Using the Phone App
CO.3
- Goodwill Community Foundation
WhatsApp: Voice Calls
CO.3

Select Activities

SkillBlox
LEARNING. ORGANIZED.

Billy Blox

View Skillblox PREVIEW SAVE AND EXIT

Make Voice + Video Calls

Select Learning Activities Add New Activity Access Code: LE1BP8

- Course/Tutorial | Goodwill Community Foundation
Communication Skills
CO.1 PS.1 CO.3
CO.7 CO.5 CO.4
- Lesson Plan / Activity Guide | Mobile Internet Skills Training Toolkit
Module 2: Whats App
- Lesson | Goodwill Community Foundation
iPhone Basics: Using the Phone App
CO.3 MO.4
CO.1
- Lesson | Goodwill Community Foundation
WhatsApp: Voice Calls
CO.3
- Lesson | Goodwill Community Foundation
Skype: Making Video Calls with Skvpe
CO.3

Customize + Share

Just Having OER Available Not Enough

EdTech
Maker
Space

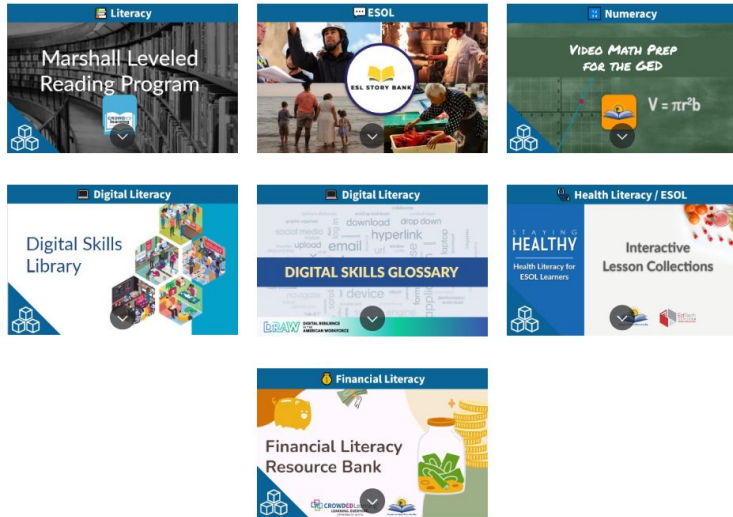


SkillBlox
LEARNING. ORGANIZED.

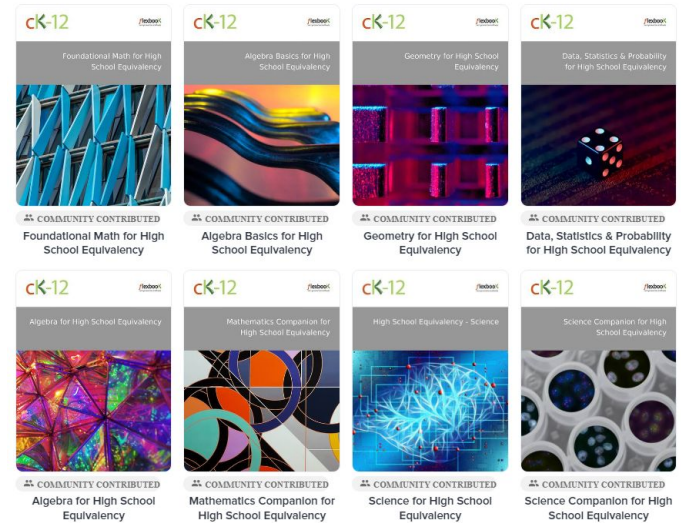
Service learning that leads
to high-quality OER

Build, share, and adapt
lessons powered by OER

The Power of Building AND Sharing OER



[Link to CL Resources](#)



[OTAN CK-12 Books](#)



Let's Build a Blox!

2 Engaging Educators in Building the SkillBlox Library

Evaluate

Resource Evaluation Guide
Choosing Quality
Open Educational Resources



Align

Subject Area Frameworks
for Adult Learners



Digital Literacy



Civics Education



Financial Literacy



Health Literacy



Workforce Preparation

Subject Area Frameworks

3 Let's Check Out the Resources!

1 2 3 4 Mathematics



Reading + Vocab



Learning
Chocolate

Digital Literacy



Let's Check Out the Resources!

Civics Education



U.S. Citizenship and
Immigration Services



PREPARING FOR THE OATH
U.S. HISTORY AND CIVICS FOR CITIZENSHIP



Financial Literacy



Health Literacy



Workforce Preparation



Let's Jump Into SkillBlox!



SkillBlox

LEARNING. ORGANIZED.

A World Education Initiative

skillblox.org







4 Why start from scratch???

What if you had a ready-to-go reading lesson that you could use as is OR easily adapt to meet your needs?



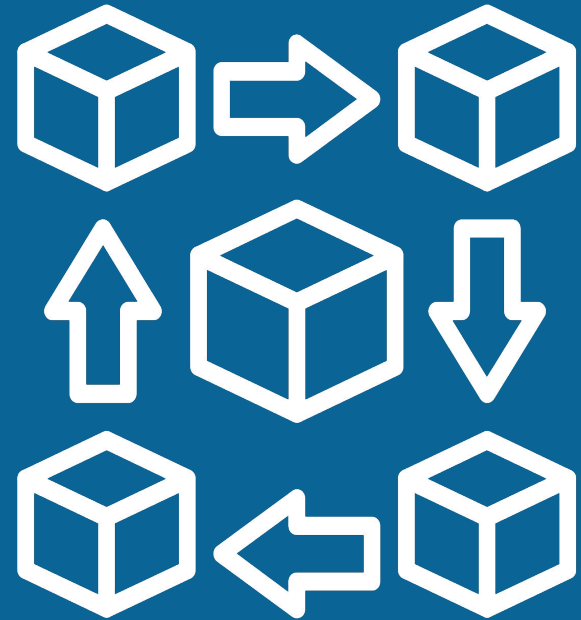
Marshall Leveled Reading Program (Level A)

Each of these Blox includes a story, vocabulary practice with words from the story, and a quiz to check understanding. All of these Blox come from the Marshall Leveled Reading Program.

 Joe's Workday BillyBlox Workforce Preparation Practice vocabulary, read the story, and complete the quiz. 3 activities Open	 9-1-1 Saves Lives BillyBlox Civics Education Health Literacy Practice vocabulary, read the story, and complete the quiz. 3 activities Open	 Fall Is Here BillyBlox Civics Education Practice vocabulary, read the story, and complete the quiz. 3 activities Open
 Calling in Sick BillyBlox Workforce Preparation Practice vocabulary, read the story, and complete the quiz. 3 activities Open	 An Obese Life BillyBlox Health Literacy Practice vocabulary, read the story, and complete the quiz. 3 activities Open	 Madge is Stressed Out BillyBlox Health Literacy Practice vocabulary, read the story, and complete the quiz. 3 activities Open

Individually or in groups...

1. Find a Blox you might be interested in using with your learners.
2. How would you use this Blox with learners?
3. What types of activities would you add into it to layer in skills that matter?




Let's Build a Beautiful Blox!!!!

Let's build a Skillblox together

1. Find learning activities
2. Save activities to a Blox
3. Customize a Blox
4. Tag a Blox
5. Share a Blox

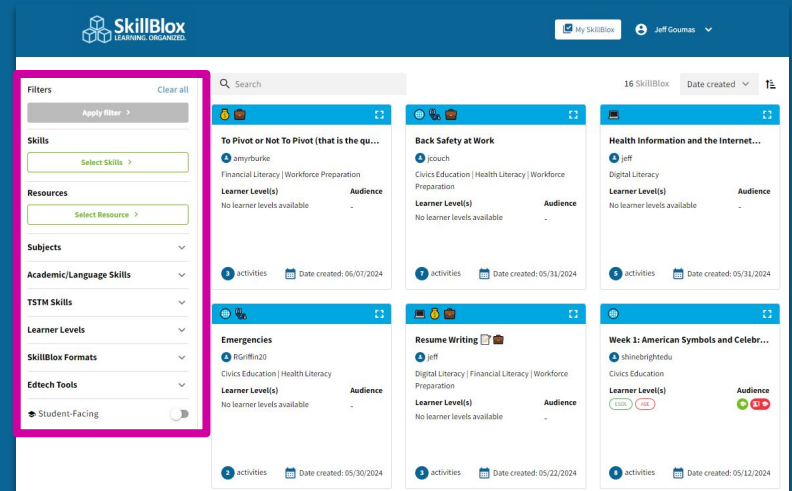




Building Blox for the *Community*

Making Your Blox Public!

- How can we encourage teachers to **make their Blox publicly available?**
- How can we nudge teachers to **tag their Blox** so others can more readily evaluate for relevance to their own context?



Sharing and Tagging Helps Others Find Useful Blox

The image displays a user interface for sharing and tagging educational resources (Blox). It features several Blox cards and a detailed view of one specific Blox.

Top Left Blox Card:

- Title: Resume writing.
- Tags: Digital Literacy | Financial Literacy | Workforce Preparation
- Learner Level(s): No learner levels available
- Audience: -
- 8 activities
- Date created: 07/22/2024

Bottom Left Blox Card:

- Title: Privacy Policies in Different Applicati...
- Author: jeffgoumas
- Tags: Digital Literacy
- Learner Level(s): ABE
- Audience: [Icons]
- 3 activities
- Date created: 07/17/2024

Bottom Middle Blox Card:

- Title: Technology + You
- Author: jeffgoumas
- Tags: Digital Literacy
- Learner Level(s): ESOL, ABE, ASE
- 2 activities
- Date created: 06/18/2024

Bottom Right Blox Card:

- Title: 4 activities
- Date created: 05/31/2024

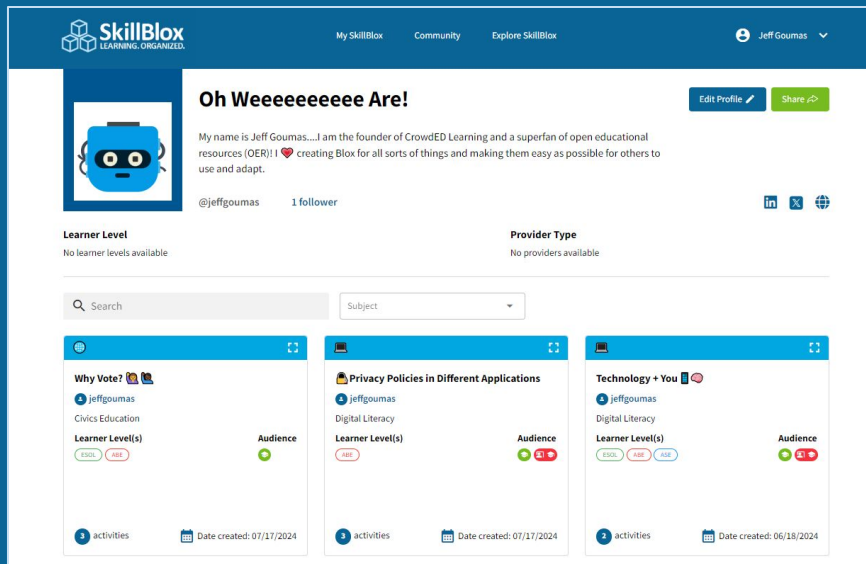
Large Detailed Blox View (Right):

- Title: Online Banking
- Author: Mariangel
- Tags: Digital Literacy, Financial Literacy
- Learner Level(s): ESOL
- Date created: 07/22/2024
- 5 Activities
- 0 Activities Launches
- 0 Student Saves
- 3 Instructor Saves
- 0 Instructor Copies
- SkillBlox Format: Independent Learner Lesson, Activity Playlist (Student)
- Aligned Skills: MO.3, OL.7, LL.2, PB.1, PB.3, PB.4, PB.5, FS.1
- Learner Level: Intermediate ESOL
- EdTech Tools: None identified
- Academic and Language Skills: Grammar / Language, Reading
- Skills That Matter: Critical Thinking, Navigating Systems
- Audience: [Icon]
- Launch button

A pink question mark icon is positioned to the left of the top-left Blox card, highlighting the 'Learner Level(s)' and 'Audience' fields.

Create Your Public Profile

- Profiles help you see all public Blox a particular user
- Find other users who teach similar subjects, learner levels, and more



The screenshot shows a user profile on the SkillBlox platform. The profile header includes the SkillBlox logo, navigation links for 'My SkillBlox', 'Community', and 'Explore SkillBlox', and the user's name 'Jeff Goumas' with a dropdown arrow. The profile picture is a blue robot head. The title is 'Oh Weeeeeeeeeee Are!'. The bio reads: 'My name is Jeff Goumas...I am the founder of CrowdED Learning and a superfan of open educational resources (OER)! I ❤️ creating Blox for all sorts of things and making them easy as possible for others to use and adapt.' The handle is '@jeffgoumas' and there is '1 follower'. There are 'Edit Profile' and 'Share' buttons. Below the bio are social media icons for LinkedIn, X, and a globe. The 'Learner Level' section shows 'No learner levels available'. The 'Provider Type' section shows 'No providers available'. A search bar and a 'Subject' dropdown are present. Three Blox cards are displayed in a grid:

- Why Vote?** by jeffgoumas, Civics Education, Learner Level(s): ESOL, ABE, Audience: +
- Privacy Policies in Different Applications** by jeffgoumas, Digital Literacy, Learner Level(s): ABE, Audience: +, -1
- Technology + You** by jeffgoumas, Digital Literacy, Learner Level(s): ESOL, ABE, Audience: +, -1

Each card shows '3 activities' and a 'Date created' timestamp.

Build Stax!!!!

SkillBlox
LEARNING. ORGANIZED.

Create Account Login

jeffgoumas

Share

Job Seeker's Toolkit

The Job Seeker's Toolkit is a step-by-step set of SkillBlox that includes learning resources and guides that you can use to identify your skills, conduct a job search online, apply for jobs, interview, and more. Each Blox contains a template that you can use to gather information and use it to your advantage.

Searching for Jobs Online

jeffgoumas

Digital Literacy | Workforce Preparation

In this Blox, learn about different jobseeking websites, and how to search online for jobs that are fitting based on your qualifications and work experience.

5 activities [Open](#)

Resume Writing

jeffgoumas

Digital Literacy | Workforce Preparation

This Blox includes a number of lessons to walk you through the process of building a resume.

3 activities [Open](#)

Job Interviews

jeffgoumas

Workforce Preparation

In this Blox, learn about job interviews, explain what you may be asked on a job interview, and how to prepare for it.

4 activities [Open](#)

SkillBlox
LEARNING. ORGANIZED.

Create Account Login

Resume Writing

Student facing summary: This Blox includes a number of lessons to walk you through the process of building a resume.


Access Code: 3FOS2F [Print](#) [Share](#) [Bookmark](#) [CLOSE](#)

Course/Tutorial | Public Library Association
Creating Resumes
Student Note: This tutorial includes 4 lessons that cover resume basics, including how to use a template to create your resume in Microsoft Word.

Course/Tutorial | Goodwill Community Foundation
Resume Writing
Student Note: This detailed tutorial provides individual lessons on a number of topics, including what type of information to include, choosing the write format, and how to make your resume cyber-safe. Many lessons also include videos, which can all be found in this [YouTube playlist](#).

Project | Google for Education
Create a Resume in Google Docs
Student Note: In this video based tutorial, you will be walked through the steps of creating a resume using Google Docs.

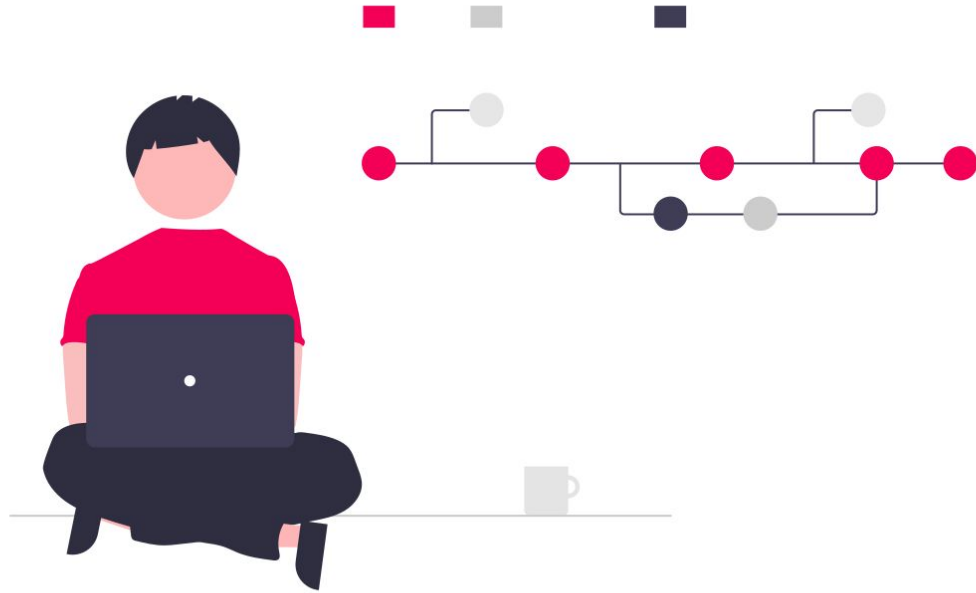
What ideas you have for...



...how you might use SkillBlox?

...the types of Blox you might create?

...how you might use Stax to coordinate use of SkillBlox?



What's Next?

Building Reading Curriculum with SkillBlox

Why Vote?

Publisher: Southwest Minnesota Ad Basic Educati

© Copyright 0

Activity Details | **Supplemental Linked Activities** 3

Add to Blox	Audience	Resource	Activity	Open in New Tab
<input type="checkbox"/>			Interactive CrowdED Learning Why Vote? - Vocabulary Study Set	
<input type="checkbox"/>			Interactive CrowdED Learning Why Vote? - Comprehension Check	
<input type="checkbox"/>			Interactive CrowdED Learning Why Vote? - Comprehension Check (Google Forms Template)	

ACTIVITY FORMAT

Audio | Text/HTML

SKILL ALIGNMENTS

DP.2 | CL.1

FEATURES

-

3 SkillBlox (0 public)

- 0 Student Lanuches
- 0 Student completions
- 0 Student likes

More Reading Lessons... Levels B - D



Interactive | CrowdED Learning

Amelia Earhart - Vocabulary Study Set

Student Note:

1 Use this Quizlet to practice and learn the vocabulary from this story.

Quizlet Activity



Audio, Text/HTML | Southwest Minnesota Adult Basic Education

Amelia Earhart

Student Note:

2 Read the story. The audio files can help you practice reading aloud. The timer can help you check your reading speed.

Original Story



Interactive | CrowdED Learning

Amelia Earhart - Comprehension Check

Instructor Note:

If you want access to your students' responses, make a copy of the quiz. The copy will automatically transfer ownership to you and it will be saved in your Google Drive. Once you make your own copy, make sure to delete this link and use the new link to your copy.

Student Note:

3 Answer the questions to check your understanding of the reading.

Forms Quiz



Interactive | CrowdED Learning

Amelia Earhart - Comprehension Check (Google Form Template)

Instructor Note:

Use this Google Forms Template to make a copy of the Comprehension Check for this story. Then, replace the current Comprehension Check with your own version so you can see your students' results. Note: You will need to edit your version of the quiz to add student names and whatever additional info you want to capture if you intend to monitor student work. You also have the ability to adjust the activity by removing/adapting existing questions or adding your own.

Forms Template

More Content!!!

























- Focus on ESOL resources
- Offline / printable resources from GCF and PLA
- TSTM-aligned activities created by makers from the ETMS



GCFGlobal™
Creating Opportunities for a Better Life

Learner Dashboards + CCRS Reading/Language Content

- What skills has this learner developed?
- How much time have they spent in learning?
- What resources/resource types seem to be most effective/engaging?

	Skillblox Name	Progress
	EL Civics: Soft Skills	1/2 
	Technology + You 	2/2 
	Use  to Solve Multi-step Problems 	0/5 
	Resume Writing 	2/3 
	 Microsoft Excel: Inserting Charts	4/4 
	Solve Problems Using YouTube 	2/3 
	 Google Sheets: Create Simple Formulas	1/6 
	 Declaration of Independence	3/4 

Search by Resource

Instructors want to be able to see everything available from a particular publisher.

By Framework By Keyword

ESL Literacy Readers SEARCH

[Link to list of SkillBlox Resources \(Aug 2024\)](#)

SkillBlox
LEARNING. ORGANIZED.
A World Education Initiative

Quickly Find Activities from Your Favorite Resources

The new and improved SkillBlox has over 6,000 activities (and growing) from a wide-range of high-quality free and open educational resources!

Want to see all of the activities from a particular resource? Simply create a new SkillBlox and enter the resource title or publisher name in "By Keyword" to see all of the available activities.

By Framework **By Keyword**

ESL Literacy Readers SEARCH

Reading / Vocabulary
ESL Literacy Readers (*Bow Valley College*)
Reading Skills for Today's Adults (*Southwest Minnesota Adult Basic Education*)
The Change Agent (*World Education*)
Learning Chocolate (*Learning Chocolate*)

Mathematics
CK-12 (*CK-12 Foundation*)
Flexbooks 2.0 (*CK-12 Foundation*)
Khan Academy Math (*Khan Academy*)
Math Is Fun (*Math Is Fun*)
PhET (*University of Colorado-Boulder*)

Civics Education
iCivics (*iCivics Inc.*)
Preparing for the Oath (*Smithsonian Institution*)
U.S. Civics Test Lesson Plans (*USCIS*)
We Speak NYC (*City of New York*)

Health Literacy
Staying Healthy (Intermediate) & Staying Healthy for Beginners (*Florida Literacy Coalition*)

Digital Literacy
Applied Digital Skills (*Google for Education*)
Basic Computer Skills MOOC (*WISC-Online*)
Digital Citizenship Curriculum (*Common Sense Education*)
Crash Course (*Crash Course*)
DigitalLearn.org (*Public Library Association*)
GCFLearnFree (*Goodwill Community Foundation*)
News Literacy Project (*News Literacy Project*)
Northstar Digital Literacy Assessment (*Literacy Minnesota*)
Social Media Test Drive (*Cornell University and the Cornell Research Foundation, Inc.*)

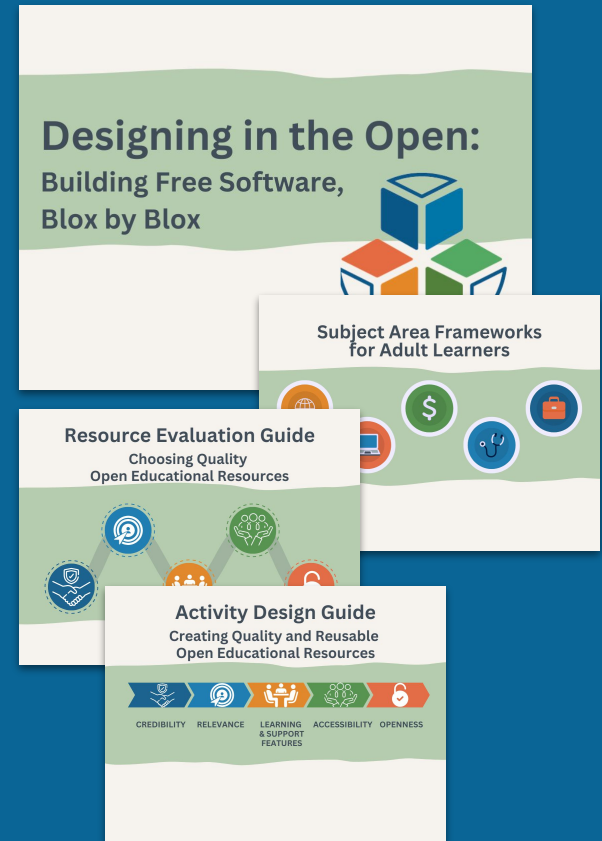
Financial Literacy
Better Money Habits (*Bank of America*)
Practical Money Skills (*Visa*)

Workforce Preparation
Learn to Earn Toolkit (*National Center for Family Learning*)
Workplace Readiness Skills (*Clark County School District*)

Follow Our IES Research Project

- Visit our TSTM / SkillBlox Project Page for project resources, latest blogs, etc. around the IES instructional pilot!
- Sign up for our CrowdED Learning newsletter (monthly) for updates and tips on SkillBlox and other great OER info/news.

[TSTM-SkillBlox Project Page](#)



Research Timeline: TSTM/SkillBlox

Jun 2022 - Dec 2023

Series of Maker Spaces to understand necessary supports for effective OER curation and reusable OER design.

Sep 2023 - May 2024

Development of SkillBlox features that support search, evaluation, organization, and sharing of OER

June 2024 - Spring 2025

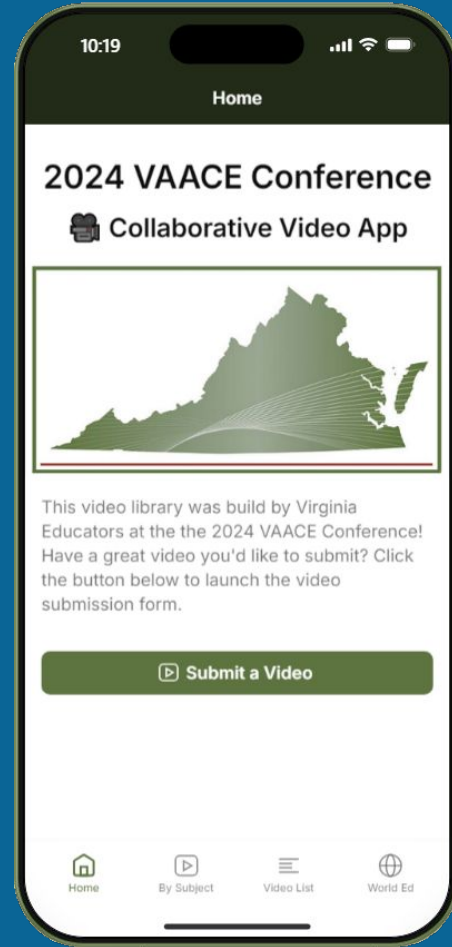
Usability/feasibility study and RCT study to understand core use cases and impacts of using SkillBlox to share, reuse, and adapt OER



Share a Video!!!!



bit.ly/VAvidlib





[CrowdED Learning](#)



[CrowdED US](#)



[CrowdED Learning](#)



crowdedlearning.org

**Thank
You!**

